



The Outlet

April 2025

Our Offices will be closed on April 18, 2025 for Good Friday.



Our Annual Recycle Drive dates are scheduled for:

Tuesday, June 10 - Arcadia

Wednesday, June 11 - Alma

Thursday, June 12 - Holmen

7:30 a.m. - 1:00 p.m.

The list of accepted items and prices can be found on our website and the WEC News magazine soon.



ENERGY EFFICIENCY TIP OF THE MONTH

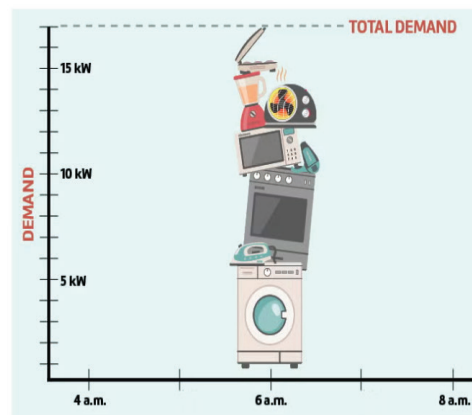
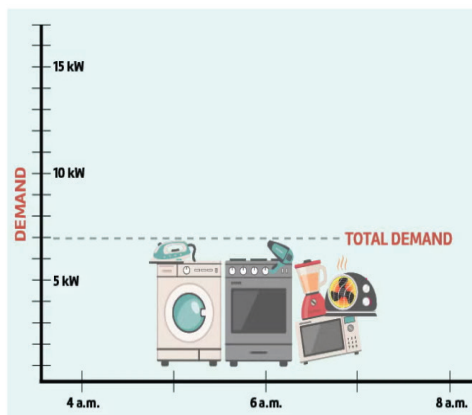
Turn your suds into savings. Lower your energy use in the laundry room by washing clothes with cold water whenever possible, as heating water accounts for most of the energy used in a laundry cycle. Wash full loads to make the most of energy savings, and use high-efficiency detergent designed for cold washes. For drying cycles, clean the lint filter before each load to improve airflow and use dryer balls to reduce drying time.

Demand Charge Refresher

The demand charge is a fee based on the amount of electricity a member uses at a specific point in time. It is the maximum rate at which your household consumes electricity. Unlike energy charges, which are based on the total amount of electricity consumed (measured in kilowatt-hours), demand charges are related to the highest level of power usage within a specified time frame, measured in kilowatts (kW).

Riverland Energy measures demand in 15-min intervals. The monthly demand charge is \$1.00 multiplied by your highest amount of usage that occurred within one 15-minute period during the peak hours of 6 a.m. to 9 p.m. throughout the billing period. To reduce the demand charge, spread out the use of major appliances during peak hours (6a.m.-9 p.m.) rather than running them at the same time, as shown in the illustration below.


For more information, visit our website www.riverlandenergy.com



OPERATING STATISTICS

February

	Monthly		Year-to-date	
	2024	2025	2024	2025
KWHS PURCHASED	22,946,052	26,623,493	51,848,990	57,493,892
KWHS SOLD	22,254,085	25,661,571	49,823,493	55,357,118
REVENUE	\$3,416,428	\$3,856,150	\$7,453,572	\$8,210,693
COST OF PURCHASED POWER	\$1,938,493	\$2,153,406	\$4,233,877	\$4,550,358
OTHER EXPENSES	\$1,371,932	\$1,441,463	\$2,809,915	\$2,955,017
OPERATING MARGINS	\$106,003	\$261,281	\$409,780	\$705,318
NON-OPERATING MARGINS	\$5,970	\$5,136	\$19,084	\$14,792
CAPITAL CREDITS-ASSOC. ORGANIZATIONS	\$78,687	\$96,953	\$173,216	\$205,475
TOTAL MARGINS	\$190,660	\$363,370	\$602,080	\$925,585



**CALLING ALL
THIRD-GRADERS:**


You're invited to participate in the Wisconsin Electric Cooperative Association's

**ELECTRICAL SAFETY
POSTER CONTEST**

Submit an original poster supporting electrical safety to your local electric cooperative by **April 30, 2025**, for a chance to win a **\$25 gift card!** The top three posters will be entered into the statewide poster contest for a chance to win one of three great prizes:

**1st place – Chromebook
2nd place – \$100 Gift Card
3rd place – \$75 Gift Card**

Visit www.weca.coop for details and an entry form.



Energy Assistance:

If you need financial assistance, we suggest you contact one of the following agencies:

Buffalo County:

Buffalo County Human Services
(608) 685-4412

La Crosse County:

La Crosse County Human Services
(608) 785-5582

Trempealeau County:

Social Services: (715) 538-2311x290
Western Dairyland E.O.C:
(715) 985-2391

Energy Services, Inc.:

(800) 506-5596 or
energyandhousing.wi.gov

WI Help for Homeowners:

(855) 246-6394 or
homeownerhelp.wi.gov



Beautify Your Yard, Not Utility Equipment



Green utility boxes, known as pad-mounted or padmount transformers, are part of the supply chain that helps provide power to your neighborhood. Those boxes sit on an easement, which allows us access to them. What are the green boxes for? These boxes are transformers which steps down high-voltage to a lower voltage in order to supply electricity to homes and businesses.

Please do not paint, enhance, block or otherwise obstruct padmount transformers. By respecting all utility equipment, including meters and transformers, you can help keep the power on and your local utility workers safe.

As you beautify your yard this spring and summer, Riverland Energy Cooperative and Safe Electricity want to remind you of these safety tips:

- Do not plant shrubs and trees close to green box transformers or other utility equipment. Limiting or restricting access to the box in your yard could delay restoration work during an outage and create a serious safety hazard. We need at least 12 feet of clearance in front of the transformer (the side that is padlocked), as well as three feet of clearance on the other three sides.
- Contact us with questions about landscaping around or installing fencing near a padmount transformer to learn what is allowable.
- Contact us if the transformer becomes unlocked or any other type of utility equipment appears to be damaged.
- Always call 811 prior to any digging.
- Keep a clear path to the transformer. Even though the transformer seems like it is in “your yard” it is technically on an easement, and our workers need clear access to maintain equipment and keep power running smoothly.

Contact us with any questions or concerns about the safety of padmount transformers. Always teach children to not sit on, open, or play around green boxes.

 <p>! WARNING</p> <p>Hazardous voltage inside. Can shock, burn, or cause death.</p> <p>Riverland Energy Co-op 1-800-411-9115</p>	 <p>NOTICE</p> <p>We need room to work safely in this device. Please keep shrubs and structures 12 feet away from this side and 3 feet from other sides.</p> <p>Obstructions will cause delays when restoring electric service. For planting instructions call Riverland Energy Co-op at 1-800-411-9115.</p>
---	--